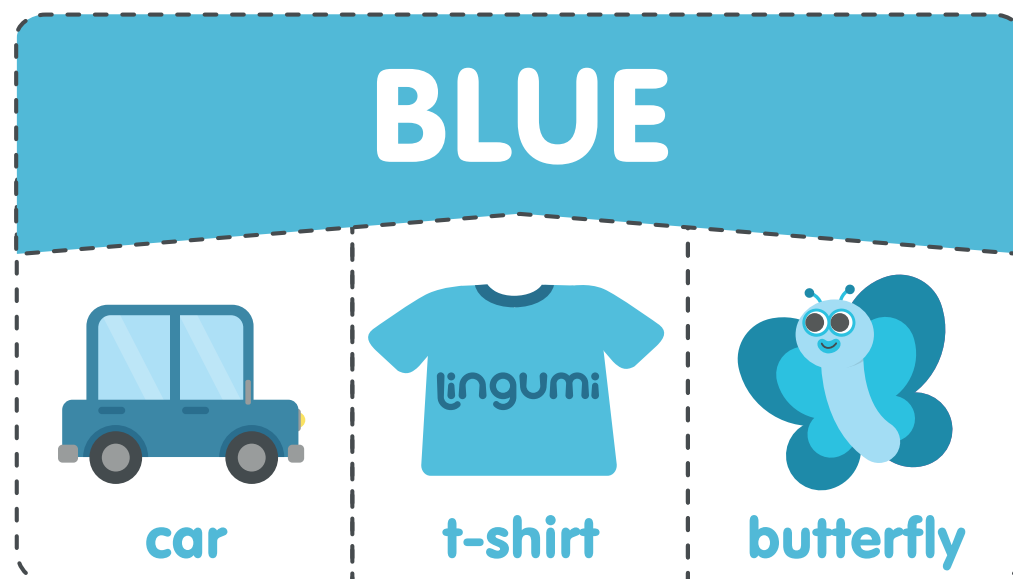
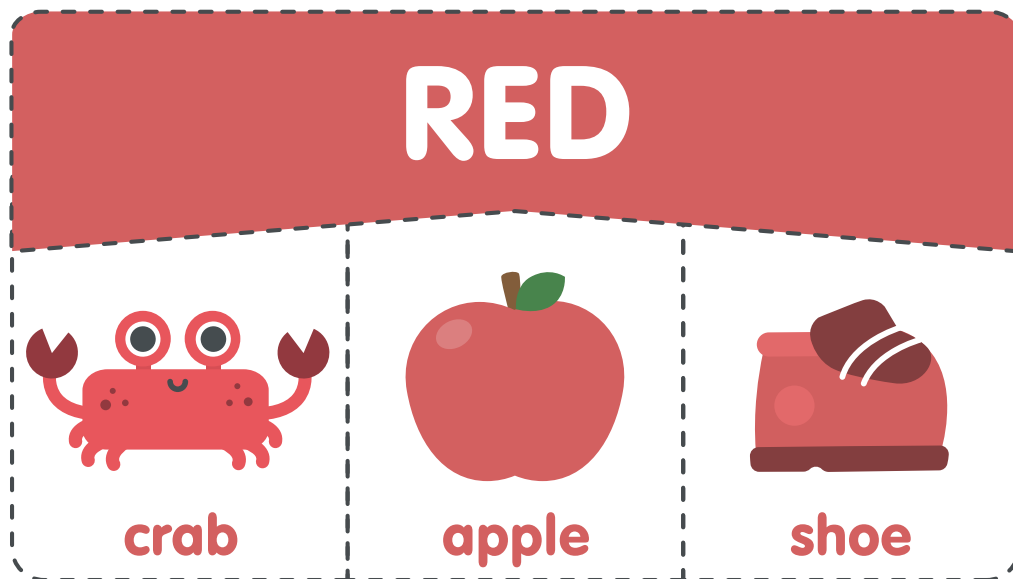


# Colour sorting game

1. Cut along the dotted lines of each colour card and the coloured items.
2. Lay out all the colour card labels.
3. Mix the coloured items and place into a hat.
3. Pick out an item from the hat and place it with the corresponding colour card.


We recommend instructing your child to say each item in English when placing onto the colour card.

Try saying: "Where does the [ball] go?" or "Where does the [clock] go?"







# GREEN



bicycle




broccoli



frog

# YELLOW



bus



banana




shorts


# PURPLE



sock




octopus




Bob

# ORANGE



motorbike



carrot



starfish